

SEWING • QUILTING • NEEDLEARTS • CRAFTS


# Vancouver Quilt, Craft & Sewing Festival

November 20, 21 & 22, 2008

at the Clark County Fairgrounds

(Exhibit Hall)

Thursday, Friday, & Saturday — 10:00 am - 5:00 pm



## WELCOME:

The Rusty Barn Promotion Group, Inc. welcomes you to the Quilt, Craft and Sewing Festival at the Clark County Fairgrounds.

At our show you will find a wide variety of Quilting, Sewing, Needle-art and Craft supply exhibits from many quality local and national companies. In addition, you will have the opportunity to participate in one or more of the many "Make and Take" Workshops or FREE educational Seminars.

Your ticket is good all three days of the show — so please take your time and don't miss any of the exciting new products, techniques or educational ideas.

Rusty Barn Promotion Group, Inc.  
Chris Butler and Eric Spillet

800-71 (RUSTY)

2022 South 2100 East, Suite 201  
Salt Lake City, Utah 84108  
(801) 463-1200; Fax: (801) 463-1201

## SHOW RULES:

The following rules are established for everyone's comfort and safety. We hope these guidelines will help make this event as enjoyable as possible.

**PLEASE DO NOT TOUCH** - Please do not touch the displays. If you would like help with a display, please ask the exhibitor for assistance.

**CHILDREN** - Children must be supervised at all times by an adult. We do not recommend small children participate in the workshops.

**FOOD-DRINKS-SMOKING** - There will be no food or drinks permitted on the show floor, except in concession areas. Smoking is not permitted anywhere in the building.

**VIDEOS-PHOTOGRAPHS-SKETCHING** -

Photography, video taping, or sketching of the exhibitors' booths or merchandise is not permitted.

FREE  
COPY

## FREE EXHIBITOR SEMINAR DESCRIPTIONS

### FABULOUS FIBERS FOR COUCHING, MACHINE EMBROIDERY, CROSS STITCH, SMOCKING AND MORE

Nancy McElhinny (booth #301)  
Break away from the traditional threads and enjoy the experience of using fibers that you've never tried before. Suggestions for bringing your projects to life using some of our textured fibers like Avanti, Peluche and Son Sensation as well as our fabulous variegated ribbon and trims. Free samples, open discussion and lots of examples for you to see.  
Classroom #2, 1:00 PM

### IT'S NEVER JUST A SWEATSHIRT WITH FABULOUS FIBERS

Nancy McElhinny (booth #301)  
Sweatshirt jackets are in, so break away from traditional methods and enjoy the experience of using embellishments you have never tried before! This lecture &

trunk show takes you through the steps of buying, tailoring and embellishing your sweatshirt in many different ways. Nancy encourages questions! We guarantee you will be inspired as she walks you through the many ways her models have been created. Free fiber samples, open discussion and lots of examples for you to see.  
Classroom #2, 11:00 AM

### PAINTSTICK PLAY

Karen Pharr (booth 806)  
Learn to create your own cloth using Shiva Paintsticks. Start with nothing but muslin and finish with beautiful hand created colorful fabric. Create unique and personalized quilt blocks you can use in any traditional or contemporary pattern. Customize and embellish pre-made clothing or make fabrics to use in your favorite jacket or shirt pattern. Fabrics created with

paintsticks are washable, soft and wonderful. This class is easy and fun for anyone, any age.  
Classroom # 1, 1:00 PM

### PAPER PIECING FOR EVERYONE


Teri Chandler (booth #E)  
Has the inaccuracy of your quilting, your blocks not aligning and your stars without points got you down? We will show you a great technique that can achieve perfect piecing because the expertise is in the pattern—not the person. We will bring pattern, fabric and lots of instruction and enthusiasm—see you there!  
Classroom #1, 12:00 Noon

### TEN TIPS FOR SUCCESSFUL FUSIBLE APPLIQUE

Connie Spurlock (booth #E)  
Join Connie for quick and easy tips to make your fusible applique successful!  
Classroom #1, 2:00 PM

## FREE SEMINAR SCHEDULE:

(Thursday, Friday and Saturday)



	11:00 AM	12:00 NOON	1:00 PM	2:00 PM
Classroom 1	CONNIE SPURLOCK WHAT CAN YOU DO WITH A SWEATER?	TERI CHANDLER PAPER PIECING FOR EVERYONE	KAREN PHARR PAINTSTICK PLAY	CONNIE SPURLOCK TEN TIPS FOR SUCCESSFUL FUSIBLE APPLIQUE
Classroom 2	NANCY MCELHINNY IT'S NEVER JUST A SWEATSHIRT	NANCY BORDEAUX THE MAGIC OF FUSIQUÉ	NANCY MCELHINNY FABULOUS FIBERS FOR COUCHING, MACHINE EMBROIDERY	NO SEMINAR SCHEDULED

ALL SEMINARS ARE FREE OF CHARGE (WITH YOUR ADMISSION TICKET)  
PLEASE SEE SHOW PROGRAM FOR ADDITIONAL SEMINAR DETAILS!

## FREE EXHIBITOR SEMINAR DESCRIPTIONS cont.

**THE MAGIC OF FUSIQUE**  
(Pronounced Fus-a-kay)  
Nancy Bordeaux (booth #412)  
If you consider yourself applique challenged or if you would like to get some of those last minute gifts accomplished fast, then this is the class for you. You will learn fusible applique featuring "Steam-a-seam 2", paper backed fusible web. This product, made by the Warm Company, is far superior to any other product on the market. It is guaranteed not

to come up or fray if used properly and does not need to be sewn in place. It cannot be over-fused. There are many more advantages to this product which will be covered in the class. You will learn step by step instructions from beginning to end. The seminar will include some extra tidbits of information that will make your creating much easier when using metallic threads. You will also learn an exciting new way to add sparkle and shine to your fusible projects

by adding organza to the fabric.  
Classroom #2, 12:00 Noon

**WHAT CAN YOU DO WITH A SWEATSHIRT?**  
Connie Spurlock (booth #E)  
Take an ordinary sweatshirt, add fabric, accessories, glitz and stitching to make a one of a kind decorator jacket for you. We will show you some options for kids jackets and new ideas for pockets as well. You will love it!  
Classroom #1, 11:00 AM

---

## EXHIBITOR MAKE AND TAKE WORKSHOPS:

Sign up at the exhibitor booth for each workshop

### ART FIBER BRACELET OR NECKLACE

I-Bead.com

Learn to make a beautiful one-of-a-kind bracelet or necklace. The soft and vibrant fibers are great for any season. Perfect for beginners or experienced crafters.

Booth #410, \$10.00 - \$20.00

### EMBELISHING A GLITZY GARDEN

Dalco Home Sew

Embellishing a glitzy garden—add crystals to a tree or flower. Crystals, wand, and know-how supplied. You supply the artistic touch!  
Booth 704, No Charge

### JAPANESE BRAIDING

Braiding with Margo  
Kumihimo Japanese braiding on a card.

Booth #1010, \$5.00

### JEWELRY MAKE N TAKE Quilt Crafts

Learn to make beaded jewelry. Lots of choices to choose from: cell phone/key ring. Adult beaded bracelets, earrings. See booth for times.  
Booth #117, \$5.00 - \$7.00

### MINIATURE PUNCH NEEDLE PIECE

Attic Heirlooms

Create a miniature piece using the Punch Needle method. Stop by our booth

to try your hand at this fun, easy technique. Sign up at the booth for class.  
Booth #108, \$7.00

### TEA TOWEL

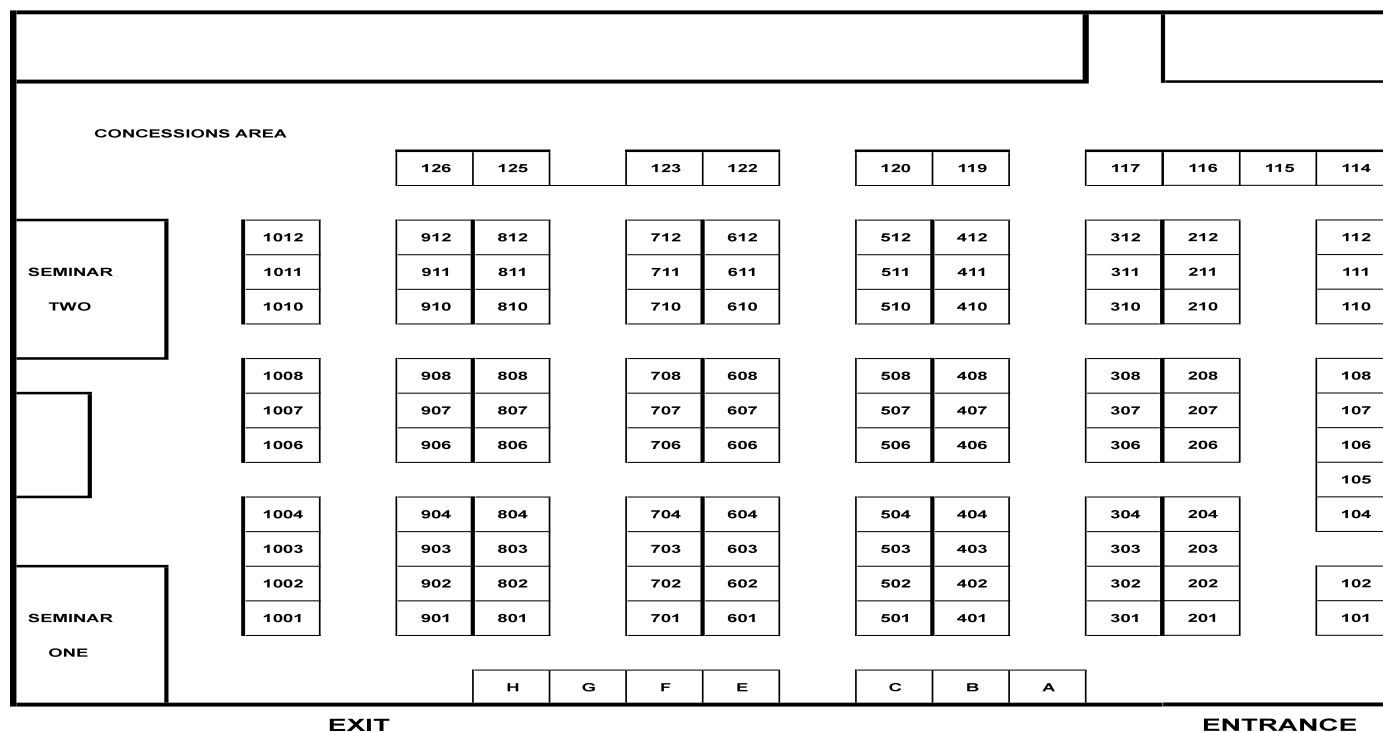
Sew Wonderful Dreams  
Come and learn the fun and easy way to do fusible applique. We have tea towels and great new spring patterns which can be quickly completed.  
Booth E, \$5.00

### WOOL FELTED TRINKET BOX A Fine Notion

Use the clover felting tools to learn felting!  
Booth #1004, see booth for charge.

# Vancouver Quilt, Craft & Sewing Festival

November 20, 21 & 22, 2008



## Exhibitors:

A FINE NOTION .....1003-1004  
 A QUILTER'S DREAM .....910-912  
 ABC SALES .....710-711  
 ALTO'S / SEW EZ QUILTING.....701-702  
 ATTIC HEIRLOOMS .....107-108  
 BECKY AND ME .....610-612  
 BRAIDING WITH MARGO .....1010-1011  
 CAPE FEAR ENTERPRISES .....904 & 906  
 CAROL'S ZOO .....303-304  
 CHARLIE'S EZ MAT CUTTERS .....206  
 CLARK COUNTY QUILTERS .....1012  
 DALCO HOME SEW .....703-704  
 DINKY BABY .....507  
 ERGONOMIC ADVANTAGE .....510  
 E-Z WAY RESTORATION PRODUCTS .....512  
 FABRIC FOREST & FIBER ART .....1007  
 FABRIC PEDDLERS .....104-106  
 FABULOUS FIBERS .....301-302  
 FREEDOM BAG .....706  
 G & I DESIGNS .....606-608  
 GLITZ & GLAMOUR .....207-208  
 HANDS ON HAND DYES .....310  
 HOMESPUN TREASURES .....203-204  
 HOUSE OF SEWING MACHINES .....601-602  
 I-BEAD.COM .....410-411  
 IGOLOCHKOY / BIRDHOUSE ENT .....312  
 JILLIONS OF BUTTONS .....122-123  
 JUST CURVES .....808  
 JUST FOR FUN QUILTING .....901  
 KAREN PHARR STUDIOS .....806-807  
 MAENDELEO .....908  
 MARTELLI ENTERPRISES .....506

MEASUREMATIC .....308  
 MIRACLE MSM .....812  
 MOMO-DINI EMBROIDERY ART .....503-504  
 MONTAVILLA SEWING CENTERS .....401-404  
 NANA'S PRETTIES .....412  
 PATTERN CENTRAL .....1006  
 PRO STEP FOOT CORRECTORS .....1008  
 QUILT CRAFTS .....114-117  
 QUILTER'S COVE .....406-408  
 QUILTER'S PARADISE .....501-502  
 REBECCA'S COLLECTABLES .....212  
 REDFERN INC. ....508  
 ROCHELLE'S FINE FABRIC & QUILTING .....A & B  
 RUFFLES & ROSES .....C  
 SAVE STORES .....210-211  
 SEATTLE DYE WORKS .....311  
 SEW BATIK .....110-112  
 SEW WONDERFUL DREAMS .....E & F  
 SEW-BLESSED .....G & H  
 SEWING EMPORIUM .....707-708  
 STUFF AND SUCH .....810  
 SUE BEE'S DESIGNS / LONGVIEW WA .....712  
 SUE'S SPARKLERS .....1001-1002  
 SYLVIA'S FLOWERS & LACE .....511  
 TESSLER STAMPS CO. ....201-202  
 THE SCRAPPY APPLEYARD .....902-903  
 THE STENCIL COLLECTION .....603-604  
 THREE TREE POINT GRAPHICS .....125-126  
 TIN LIZZIE 18 .....404  
 TOUCH OF MINK .....306  
 VSM SEWING .....801-804  
 WHITLOCKS VACUUM & SEWING CENTERS .....119-120