

28th BI-ANNUAL Event!




Pomona Quilt, Craft & Sewing Festival



NOV 5, 6 & 7, 2009

at the Fairplex in Pomona, Building 5
(Fairplex Drive Exit off I-10)

Thursday, Friday & Saturday – 10:00 a.m. - 5:00 p.m.



WELCOME:

The Rusty Barn Promotion Group, Inc. welcomes you to the Pomona Quilt, Craft and Sewing Festival at the Fairplex in Pomona.

At our show you will find a wide variety of Sewing, Quilting, Needle-art and Craft supply exhibits from many quality local and national companies. In addition, you will have the opportunity to participate in one or more of the many "Make and Take" Workshops or FREE educational Seminars.

Your ticket is good all three days of the show — so please take your time and don't miss any of the exciting new products, techniques or educational ideas.

Rusty Barn Promotion Group, Inc.
Chris Butler and Eric Spillet
800-71 (RUSTY)

2022 South 2100 East
Salt Lake City, Utah 84108
(801) 463-1200; Fax: (801) 463-1201

SHOW RULES:

The following rules are established for everyone's comfort and safety. We hope these guidelines will help make this event as enjoyable as possible.

PLEASE DO NOT TOUCH - Please do not touch the displays. If you would like help with a display, please ask the exhibitor for assistance.

CHILDREN - Children must be supervised at all times by an adult. We do not recommend small children participate in the workshops.

FOOD-DRINKS-SMOKING - There will be no food or drinks permitted on the show floor, except in the concession areas. Smoking is not permitted anywhere in the building.

VIDEOS-PHOTOGRAPHS-SKETCHING - Photography, video taping, or sketching of the exhibitors' booths or merchandise is not permitted.

FREE
COPY

EXHIBITOR SEMINAR DESCRIPTIONS:

ACCURATE ROTARY CUTTING

Carol Bledsoe (booth #304)
Accurate cutting is essential for successful quilting. If your pieces are cut correctly, your quilts will go together more easily. Carol Bledsoe with Sew EZ Quilting, Inc. will explore some of the tools that will make your cutting more accurate.
Classroom #1, 3:00 p.m.

APPLYING IRON ON DESIGNS MADE EASY AND WARDROBE ENHANCEMENT

Janet Taylor (booth #114)
Learn how Iron-on applications can be done and see how easy designs can be applied with a regular iron. I give a complete demonstration, take questions on applying designs as well as give information on creating and personalizing designs. Not only will you see the ease of enhancing your wardrobe, but also on saving your favorite garment with a stain or taking a simple T-shirt and changing the neckline, making it the perfect scoop neck. Attendees receive a free design, and there will be a drawing for free merchandise.
Classroom #1, 11:00 a.m.

FABULOUS FIBERS FOR COUCHING, MACHINE EMBROIDERY, CROSS STITCH, SMOCKING AND MORE!

Nancy McElhinny (booth # 203)
Break away from the traditional threads and enjoy the experience of using fibers that you've never tried before. Suggestions for bringing your projects to life using some of our textured fibers like Avanti, Peluche

and Son Sensation as well as our fabulous variegated ribbon and trims. Free samples, open discussion and lots of examples for you to see.
Classroom #1, 12:00 Noon

GOT PHOTOS? SIMPLE & EASY SOLUTIONS!

Lane Hill (booth #406)
Come join us for a fun and exciting class on turning your digital photos into something special. We'll show you how our simple and easy to use Memory Mixer software solution can help you take those stored photos (from your camera or computer) and in literally a few minutes and a few mouse clicks... help you create a one, two, or even a several page, full color scrapbook album. In minutes, you can take your family digital photos and easily create something beautiful and wonderful. Who knew scrapbooking could be so easy and so fun!
Classroom #1, 4:00 pm

IF YOU CAN'T FIND IT DESIGN IT!!

Stephanie Kleinman (booth #515)
Fabric Studio™ is a software program that allows you to easily create and print your own fabric designs by using your own home computer. The software lets you create beautiful fabrics in only three easy steps. For the more advanced users, Fabric Studio™ has both the depth and flexibility to manipulate images and text, and to create one-of-a-kind patterns that any designer would be proud of. This is the ultimate software program for the fabricaholic! Explore some of the creative uses for your

fabric sheets including home decorating, personalized gifts and photo memories.
Classroom #1, 2:00 pm

QUILTING "CHARLIE'S" WAY

Raylene Bement (booth #609)
Come and learn the quick and easy basic technique for making everything from small pincushions to large bedspreads and quilts plus everything in between! Unlimited possibilities. See how you can achieve the look of Ole Traditional patterns the "Less Than Traditional" way. Make circles, quilt as you go and never any binding necessary. Haven't tried it yet or just want a little review? Now is your chance! No experience necessary, all skill levels! Fun for everyone.
Classroom #1, 1:00 pm



FREE SEMINAR SCHEDULE:

(Thursday, Friday and Saturday.)

	11:00 AM	12:00 Noon	1:00 PM	2:00 PM	3:00 PM	4:00 PM
CLASS 1	JANET TAYLOR Applying Iron-on Designs made Easy & Wardrobe Enhancement	NANCY MCELHINNY Fabulous Fibers for Couching, Machine Embroidery	RAYLENE BEMENT Quilting "Charlie's" Way	STEPHANIE KLEINMAN If You Can't Find It... Design It!	CAROL BLEDSOE Accurate Rotary Cutting	LANE HILL Got Photos? Simple and Easy Solutions!

EXHIBITOR MAKE & TAKE WORKSHOPS:

Sign up at the exhibitor booth for each workshop

ART FIBER BRACELET OR NECKLACE

I-Bead.com

Learn to make a beautiful one-of-a-kind bracelet or necklace. The soft and vibrant fibers are great for any season. Perfect for beginners or experienced crafters.

Booth #614, \$10.00 - \$20.00

BEAUTIFUL PENDANT

Sakura Hobby Craft

Come make a unique and beautiful pendant using 3D crystal Laquer.

Booth #324, \$5.00.

CREATE A STAMPED CARD & ENVELOPE

Stamp Lady Etc.

Create an elegant card using stamps. Add beads, baubles, or bows. It's easier than you think. Add an envelope you've made and you've created a masterpiece..

Booth #500, \$3.00

EASY STAINED GLASS

Quilter's Cove

Join Judy and learn a quick, fast and easy way to create your own beautiful stained glass window using fusible web.

Booth #200, \$5.00

EMBELISHING A GLITZY GARDEN

Dalco Home Sew

Embellishing a glitzy garden—add crystals to a tree or flower. Crystals, wand, and know-how supplied, You supply the artistic touch!

Booth #219, No Charge

FLORAL BAMBOO FRIDGE MAGNET

K Kreations

Come by our booth and make a fun bamboo fridge magnet.

Booth #506, \$6.00

“GOING GREEN” IN THE SHADE

Sue's Solar & Screens

Come and decorate a foam visor with a screenprint made with help from the sun.

“Green” never looked this cute!

Booth #117, \$2.00

JAPANESE BRAIDING

Braiding with Margo

Kumihimo Japanese braiding on a card. Make a braided key chain using a round or octagonal card.

Booth #626, \$5.00

JEWELRY MAKE N TAKE

Quilt Crafts

Learn to make beaded jewelry.

Lots of choices to choose

from: cell phone / key ring, adult beaded bracelets, earrings. See booth for times. Booth #525, \$5.00 - \$7.00

NEEDLE KEEPER

The Laurel Leaf

Learn to make yo-yo hearts to complete this cute Needle Keeper.

Booth #400, \$10.00

NO SEW QUILTED WALL HANGING

Quilt Magic

Come join us and discover the magic of quilting without your needle and thread. A new, quick, and easy way to make a quilted wall hanging. No sewing and no gluing. Great fun for any age. It is so much fun and extremely easy to do. Perfect for beginners or the experienced crafter. Pre-register at the booth for one of the THREE classes taught each day. 11:00 a.m. / 1:00 p.m. / 3:00 p.m.

Booth #222, \$10.00

OXFORD NEEDLE PUNCH

Attic Heirlooms

Create a punched flower pin using the Oxford Punch Needle and wool strips. See how easy it is to create a folksy embellishment.

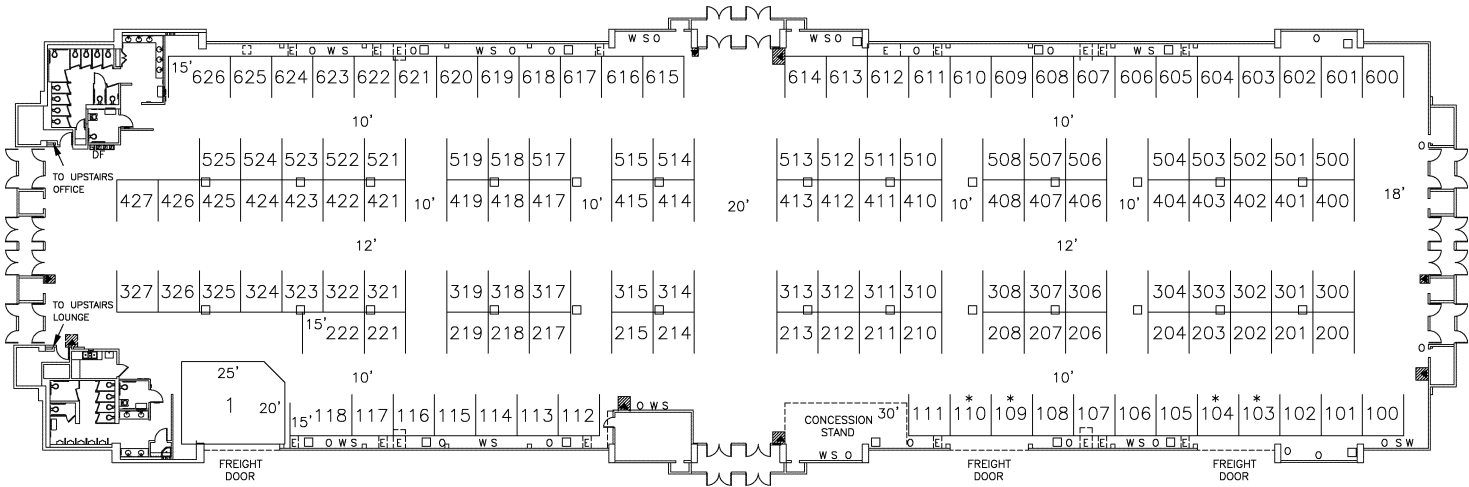
Booth #624, \$7.00.

Pomona Quilt, Craft & Sewing Festival

at the Fairplex in Pomona, Building 5

(Fairplex Drive Exit off I-10)

Thursday, Friday & Saturday – 10:00 a.m. - 5:00 p.m.



EXHIBITORS.....	BOOTH(S)	FRIENDSHIP SQUARE QUILT GUILD.....	WALL	ROM WOODWORKING.....	314
ABC PATTERNS.....	308 & 1/2 307	GEORGIA'S QUILTING OBSESSION.....	325 & 1/2 326	SAKURA HOBBY CRAFT.....	323-324
ALL BRANDS.....	100+-102	GINGER'S QUILT SHOPPE.....	110-111	SAN FERNANDO VALLEY QUILT ASSOCIATIONWALL
ATTIC HEIRLOOMS.....	624-625	GUIDELINES 4 QUILTING.....	217 & 1/2 218	SCRAPBOOKING USA / TESSLER STENCILS CO.212-213
BETTY'S PHOTO ON FABRIC.....	419 & 1/2 418	I-BEAD.COM.....	613-614	SEW EZ QUILTING INC.....	303-304
BIRD BRAIN DESIGNS.....	610-612	ISABELLE MOON.....	508	SEWING EMPORIUM.....	206-207
BOBBY G. DESIGNS.....	417 & 1/2 418	IT'S 2 KUHL EMBROIDERY DESIGNS.....	204	SHERREE'S LACE.....	106 & 1/2 107
BONNIE SEWELL.....	408	K KREATIONS.....	506-507	SIERRA QUILTWORKS.....	300-302
BRADLEY QUILTING COMPANY.....	518-519	MAEDELEO.....	115	STITCH IN TIME.....	604-605
BRAIDING W/ MARGO.....	626	MEASUREMATIC.....	510	SUE'S SOLAR: PRINTING & SILK SCREENS.....	116-117
CAPE FEAR ENTERPRISES.....	112	MEMORY MIXER.....	406 & 407	SUE'S SPARKLERS.....	617-618
CAPE FEAR ENTERPRISES.....	322	MOORE'S SEWING CENTERS.....	310-313 & 410-413	TALL MOUSE.....	619-620
CAROL'S ZOO.....	306 & 1/2 307	NAYA'S SHINE N SPARKLE.....	315	TAYLOR MADE IRON ON DESIGNS.....	113-114
CHARLIE'S EZ MAT CUTTERS & OLFA.....	414-415	NEEDLEZ - N - MOTION.....	522	TERYL LOY ENTERPRISES.....	403-404
COZY COTTAGE FABRICS.....	615-616	NEW MOON TEXTILES.....	103-105	THE CALICO CUPBOARD.....	317-319
CRAFTS BY JEAN.....	211	NOLTING LONGARM QUILTING MACHINES.....	511-512	THE LAUREL LEAF.....	400-402
CRANBERRY QUILTWORKS.....	606-607	ORIGINALS BY NANCY.....	321	THE STAMP LADY ETC.....	500-503
DALCO HOME SEW.....	219 & 1/2 218	PARK BENCH PATTERN CO.....	208	THE WHIMSICAL WORKSHOP.....	621-623
DEE'S DESIGNS.....	517	POLLARD'S SEW CREATIVE.....	425-427	TIN LIZZIE.....	214-215
DIAMOND VALLEY GOURMET.....	514	QUILT CRAFTS.....	523-525	TOUCH OF MINK.....	521
DINKY BABY.....	424	QUILT MAGIC.....	221-222	VALLEY QUILT MAKERS.....WALL
FABRIC PEDDLERS.....	1/2 107 - 109	QUILTED QUICKIES.....	327 & 1/2 326	WALK THE WALK SHOES & SANDALS.....	504
FABRIC STUDIO.....	515	QUILTER'S COVE.....	200-202	YOUNG EVENTS.....	118
FABULOUS FIBERS.....	203	QUILTER'S HAVEN.....	608-609		
FASTURN.....	421-423	REDFERN ENT.....	513		
FIBERGODDESS.NET.....	210	REDLANDS SEWING CENTER.....	600+-603		

Attention! Attention! The Management Staff is not responsible for business dealings or representations made by the exhibitors or customers. Those using or observing display equipment & tools, designed for use by people properly trained for safe operation, agree to do so at their own risk.

Please remember that the following are prohibited: Sketching, videotaping, or photography of exhibitor's booths and/or merchandise. There may be exceptions made for the press or staff personnel with express authorization by the management.