

**SEW CREATIVE AND COLORFUL!
SO MANY NEW AND EXCITING VENDORS!**

Boise Quilt, Craft & Sewing Festival

May 11-13, 2023

at Expo Idaho / 5610 N. Glenwood / Center Hall
(corner of Glenwood & Chinden / Fairgrounds)

FESTIVAL HOURS:

Thursday, Friday, & Saturday
10:00 am - 5:00 pm (Thur & Fri)
10:00 am - 4:00 pm (Sat)

**FREE
ADMISSION
& PARKING!**

PLATINUM SPONSORS

brother
at your side

JANOME
WHAT'S NEXT

**Handi
Quilter®**
Designed by a Quilter, for Quilters.®

WELCOME:

The Rusty Barn Promotion Group, Inc. welcomes you to the Boise Quilt, Craft and Sewing Festival at Expo Idaho.

At our show you will find a wide variety of Sewing, Quilting, Needle-art and Craft supply exhibits from many quality local and national companies. In addition, you will have the opportunity to participate in one or more of the many "Make and Take" Workshops or FREE Daily Demos.

Your ticket is good all three days of the show — so please take your time and don't miss any of the exciting new products, techniques or educational ideas.

Rusty Barn Promotion Group, Inc.

Chris Butler & Eric Spillet

2022 South 2100 East, Suite 201

Salt Lake City, Utah 84108

rustybarn1@aol.com

SHOW RULES:

The following rules are established for everyone's comfort and safety. We hope these guidelines will help make this event as enjoyable as possible.

PLEASE DO NOT TOUCH - Please do not touch the displays. If you would like help with a display, please ask the exhibitor for assistance.

CHILDREN - Children **must** be supervised at all times by an adult. We do not recommend small children participate in the workshops.

FOOD-DRINKS-SMOKING - There will be no food or drinks permitted on the show floor, except in the concession areas. Smoking is **not** permitted anywhere in the building.

VIDEOS-PHOTOGRAPHS-SKETCHING - Photography, video taping, or sketching of the exhibitors' booths or merchandise is not permitted.

EXHIBITOR MAKE & TAKE WORKSHOPS:

Sign up at the exhibitor booth for each workshop

BOOKMARK

Uniquely Crafts

The kit includes everything to make it to make the Bookmark. You will be placing beads onto the bookmark to bedazzle the front cover of the bookmark. The recommended age is 7 years and up. The Make and Take price is only for those that sit and make the Bookmark, otherwise they are a different price for purchase.

Booth #301, \$ 10.00

ASSORTED FLAVORS TEA TOWEL

Sew Wonderful Dreams

Come make a tea towel with the most adorable chick. Choose between designer fabrics and pair it with the tea towel of your choice. Learn applique and make someone special a gift at the same time.

Booth #201, \$5.00

STYLISH PIN CUSHION

Kruusn Quilt Designs

Join us to make a stylish pin cushion. Choose a charming ceramic pot and coordinating fabric to make

your needle sharpening pin cushion. This project is a wonderful gift.

Booth #130, \$5.00

CHALK COUTURE / DIY PROJECT

Chalk Couture

Join us and experience our re-usable silk screen transfers and Chalkology paste to create a small project in minutes. Chalk Couture can have you creating your own cute project like a pro and we will show you how.

Booth #528, \$ 10.00

FREE EXHIBITOR SEMINAR DESCRIPTIONS:

FLORIANI BASIC START UP

Kathi Quinn (booth #602)

Just starting your embroidery journey, returning to embroidery or just need a refresher. This class is for you! We will cover the basic stabilizers and tools you need. Learn about the why do we need to do that to get perfect embroidery?

Classroom #2, 2:00 pm

LIKE SPEED?

Connie Spurlock (booth #201)

LIKE SPEED? How would you like to piece 150 pieces of fabric in an hour. Learning about the 10 Degree ruler will offer you lots of fun projects that will amaze you

– make a decorator, one of a kind sweatshirt jacket or a very quick set of placemats no measuring – just cut and sew. Lots of ideas here and so little stress!

Classroom #1, 1:00 PM

PANEL IMPROV

Linda Kruusi Mason (booth #130)

Fabric panels, we all buy them, but then what? Linda will share her design tips and tricks to make quilts, bags and a variety of other projects that work with panels. All skill levels welcome.

Classroom #2, 11:00 am

QUILTERS SELECT

Kathi Quinn (booth #602)

Rulers, Rotary Cutters and More. Quilting is so much more than a blanket for your bed! Come and learn fun and easy quilting techniques that you can use in your next project.

Classroom #2, 12:00 noon

QUILT THE FUN, FAST AND EASY WAY

Stephanie Farrell (booth #208)

This is so simple you can easily be quilting in under 4 hours. I'll explain every little detail now, and tell you where to go for your next step. Don't feel alone, join our

continued

FREE EXHIBITOR SEMINAR DESCRIPTIONS CONTINUED:

family and get the support you need and deserve.

Classroom #1, 2:00 pm

RULER QUILTING 101

Stephanie Farrell (booth #208)

We'll provide the basic knowledge on what's out there so you can make an informed decision on free motion quilting on your home machine or longarm. Tools of the trade.

Classroom #1, 12:00 noon

TREASURES DOWN UNDER

Nancy Shipley Cerna (booth #123)

Aboriginal art work is popular throughout the world and the oldest living

ancient patterns. This tradition dates back over 50,000 years as revealed by carbon dating of rock and cave paintings in the caves of Central Australia. Amazingly, Aboriginal artists have little or no formal art training other than what they learn from their families. Aboriginal fabrics reveal stories, symbols and may be used individually or in concert with other fabrics to create quilts, clothing and accessories, including animal portrayals. See how your creativity can bring these unique projects to life for yourself, family and friends.

Classroom #2, 1:00 pm

YOU CAN DO IT BETTER!!

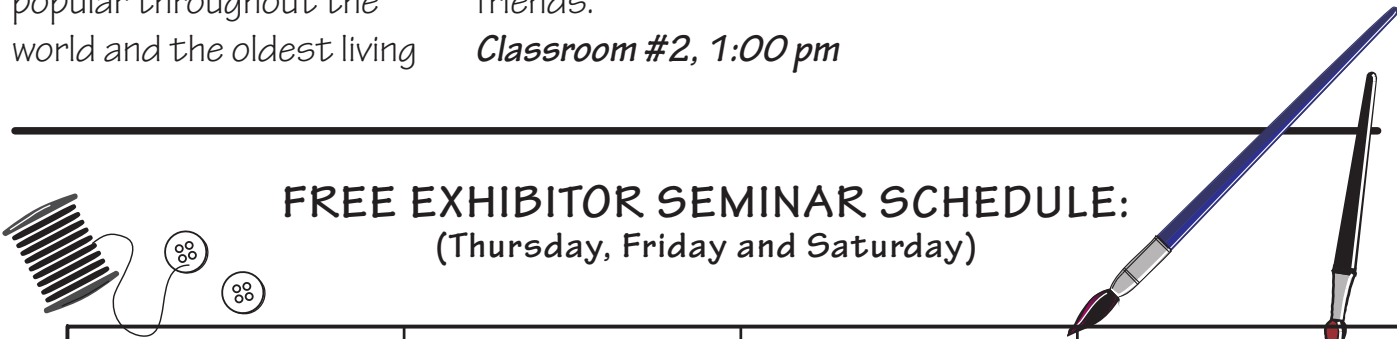
Connie Spurlock (booth #201)

Ever wish that you could always make a perfectly mitered corner on your quilt, easily and quickly remove paper from your fusible applique pieces, close the opening perfectly on the project that you have just turned right side out. You Can!! Let a pattern designer show you some of the best tips to improve your time and the process with perfect results. Lots of quick gift ideas too.

Classroom #1, 11:00 am

FREE EXHIBITOR SEMINAR SCHEDULE:

(Thursday, Friday and Saturday)

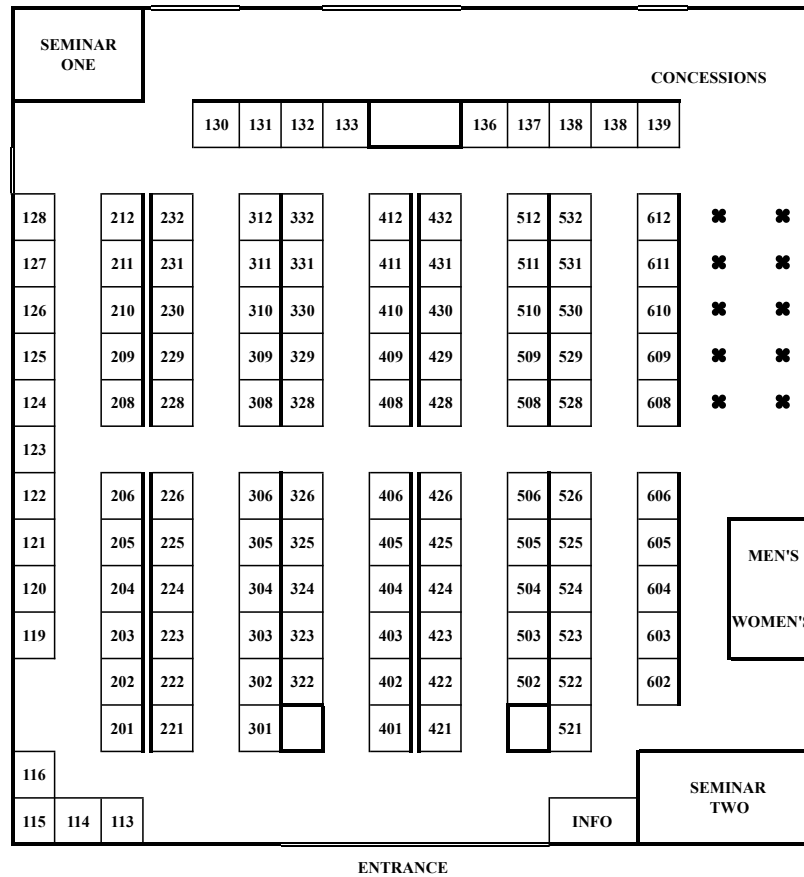


	11:00 AM	12:00 Noon	1:00 PM	2:00 PM
Class 1	CONNIE SPURLOCK YOU CAN DO IT BETTER!	STEPHANIE FARRELL RULER QUILTING 101	CONNIE SPURLOCK LIKE SPEED?	STEPHANIE FARRELL QUILT THE FUN, FAST AND EASY WAY
Class 2	LINDA KRUIISI MASON PANEL IMPROV	KATHI QUINN QUILTERS SELECT	NANCY SHIPLEY CERNA TREASURES DOWN UNDER	KATHI QUINN FLORIANI BASIC START UP

All Seminars are Free of Charge
(with your admission ticket)

Boise Quilt, Craft & Sewing Festival

May 11-13, 2023



EXHIBITORS:

BOISE EXHIBITORS (2023)	BOOTHS		
BELLA ROSE QUILTS	410-411	IDAHO SEWING & VACUUM	401-406
BIG MAT ROTARY CUTTING SYSTEM	531-532	IDAHO SEWING & VACUUM	421-426
BLOCK PARTY QUILT CO.	305-306	ISLAND QUILTER	210-212
BO-NASH INC.	608	JONES SEW & VAC	521-526
BOISE BASIN QUILTERS	530	JONES SEW & VAC	602-606
CARRIAGE COUNTRY QUILTS	502-506	KRUUSN QUILT DESIGNS	130-133
CB QUILTING SERVICES	326	LAURA BELLAS	230-231
CHALK COUTURE	528-529	MAENDELEO	138-139
COPPER MOUNTAIN QUILTING	119-121	MAMA BEAR'S QUILT SHOP	228-229
CUSTOM CREATIONS	322-325	MARTELLI ENTERPRISES	431-432
CUTCO CUTLERY	206	MIDWAY WOOL	136-138
CUTTERPILLAR	428	MY MASSAGE PILLOW	225-226
ECLIPSE QUILTER	511-512	NOT JUST QUILTS	123-125
EDMAR COMPANY	328-329	NOTIONS YOU NEED	209
ELEMENT THREAD CLUB	224	PURELY GATES EMBROIDERY	126-128
ESSENTIAL BODY WEAR	122	QUILTS ON THE CORNER	508-509
FARRELL'S COUNTRY STITCHIN	208	REDFERN ENTERPRISES	412
FIBERWORKS	113-116	SEW RENEWABLE	310-311
FIXIN' 2 QUILT	330-332	SEW WONDERFUL DREAMS	201-203
FROM MY HEART TO YOUR HANDS	204-205	SHABBY ROSE QUILTING & SEWING COTTAGE	221-223
GLOBAL ARTISANS	308-309	THE QUILT HOUSE	609-612
GLOBAL MARKETPLACE	312	THE QUILT MOBILE	OUT FRONT
GOOD VIBES QUILT SHOP	429-430	THIMBLES FOR YOU	510
HAWAIIAN MOON	232	TROUBLEMAKERS BAGS	303-304
		UNIQUELY CRAFTS	301-302
		YOUR BEST FRIENDS QUILT SHOP	408-409

A Quilter's Dream:
CONTINENTAL M7




Premium M7 Package

KIMBERLY EINMO QUILTING RULERS, BLOCK OF THE MONTH, SOLID-ISH JELLY ROLL, PLUS THE EXCLUSIVE CONTINENTAL M7 ROLLER CASE

Contact your local Janome Dealer to learn about this amazing package and other unbeatable specials!

    janome.com

JANOME[®]



The Continental M7 is a quilter's dream. It bridges the gap between a domestic sewing machine and a longarm. This one machine does it all for me.

—Kimberly Einmo
Janome National Spokesperson

2020
WORLD'S
TOP OF THE LINE
Quilting
MODEL

Visit Janome.com/Continental-M7 to learn more.

INTRODUCING

MOXIE™

BY HANDI QUILTER

Now every stitch can be yours—from pieced top to finished quilt. Find 15 inches of free-motion freedom with the new HQ Moxie longarm quilting machine.



OWN. EVERY. STITCH. Learn more at HandiQuilter.com/Moxie ▶▶

Sew in Love

WITH THE PERFECT PAIR



brother
at your side

1-800-4-A-BROTHER

[f](#) [t](#) [v](#) [i](#) [p](#) /brothersews

©2020 Brother International Corporation. ©Disney.