

Free Parking in Blue Lot!

A huge number of New, Exciting and Beautiful vendors booths!

Northwest Quilt, Craft & Sewing Festival

November 16, 17 & 18, 2023

at the Washington State Fairgrounds in Puyallup
(Showplex Building – Enter at Blue Gate)

Thursday & Friday (10 am - 5 pm)

Saturday (10 am - 4 pm)

**Now in
Showplex
Building
Woohoo!**

PLATINUM SPONSORS

brother
at your side

JANOME
WHAT'S NEXT

**Handi
Quilter®**
Designed by a Quilter, for Quilters.®

WELCOME:

The Rusty Barn Promotion Group, Inc. welcomes you to the 15th annual Puyallup Quilt, Craft & Sewing Festival at the Washington State Fairgrounds in Puyallup.

At our show you will find a wide variety of Sewing, Quilting, Needle-art and Craft supply exhibits from many quality local and national companies. In addition, you will have the opportunity to participate in one or more of the many "Make and Take" Workshops or FREE educational Seminars.

Your ticket is good all three days of the show — so please take your time and don't miss any of the exciting new products, techniques or educational ideas.

Rusty Barn Promotion Group, Inc.
Chris Butler and Eric Spillett
800-71 (RUSTY)

2022 South 2100 East, Suite 201
Salt Lake City, Utah 84108
rustybarn1@aol.com

SHOW RULES:

The following rules are established for everyone's comfort and safety. We hope these guidelines will help make this event as enjoyable as possible.

PLEASE DO NOT TOUCH - Please do not touch the displays. If you would like help with a display, please ask the exhibitor for assistance.

CHILDREN - Children **must** be supervised at all times by an adult. We do not recommend small children participate in the workshops.

FOOD-DRINKS-SMOKING - There will be no food or drinks permitted on the show floor, except in the concession areas. Smoking is **not** permitted anywhere in the building.

VIDEOS-PHOTOGRAPHS-SKETCHING - Photography, video taping, or sketching of the exhibitors' booths or merchandise is not permitted.

**FREE
COPY**

FREE EXHIBITOR SEMINAR DESCRIPTIONS

EZ MESH TOTES

Rochelle Savage (booth #600)
Rochelle will share her quick and easy method of constructing a tote made from mesh and any novelty cotton print fabric. These totes are washable, lightweight, affordable, useful and adorable.

Classroom #2, 2:00 pm

FLORIANI BASIC START UP

Debi Denny (booth #300)
Just starting your embroidery journey, returning to embroidery, or just need a refresher, this class is for you! We will cover the basic stabilizers and tools you need. Learn about the why do we need to do that to get perfect embroidery?

Classroom #1, 2:00 pm

HOLIDAY GIFT IDEAS WITH "TODAY'S ELECTRONIC CUTTER"

Gail Miskushonis (booth #100)
Get your creative juices flowing as you are inspired to create beautiful one-of-a-kind gifts for

those on your list. You will be amazed at how easy an electronic cutter is to use and how versatile this tool is in your creation of gifts and various other projects.

Classroom #1, 1:00 pm

HOW TO MAKE MONEY WITH EMBROIDERY!

Reva Flood (booth #100)
Do you love to embroider? Why not turn your passion into a venture that pays? Whether part time or full time, specialty embroidery may be just what you are looking for. You may be surprised at how easy it can be to be your own boss.

Classroom #1, 3:00 pm

JAPANESE KNOT BAG

Lydia Rush (booth #711)
Join us in these fun class and learn how to make a Japanese Knot Bag. Pattern provided at the end of the seminar to all attendees. A great sewing project for all ages, ages 8 and above as well as first time sewers.

Classroom #1, 11:00 am

LEARN BASIC WOOL

Midway Wool / Jen Anderson (booth #1000)
Come and enjoy a free "Make and Take" interactive class using wool. You will leave with a fun project and knowledge on how to get started on a wool project.

Classroom #2, 3:00 pm

NO TIME, NO TALENT!

Sue Purdy (booth #800)
Sue will demonstrate how to spray paint and sponge paint (using shaving cream) and then iron on a sparkly design for texture. She will also demo doing a laser-cut applique. All No Time, No Talent!

Classroom #2, 12:00 noon

ONE OF A KIND JACKET

Connie Spurlock (booth #121)
Make your own one-of-a-kind jacket creation using a sweatshirt. Use whole cloth, unfinished projects, batik wedges, scraps, yarns, braids and iron-on crystals to make a stunning decorator jacket. We

Continued

FREE SEMINAR SCHEDULE: (Thursday, Friday and Saturday)



| | 11:00 AM | 12:00 NOON | 1:00 PM | 2:00 PM | 3:00 PM |
|--------------------|---|---------------------------------------|---|--|--|
| Classroom 1 | LYDIA RUSH JAPANESE KNOT BAG | LINDA KRUUSI MASON PANEL IMPROV | GAIL MISKUSHONIS HOLIDAY GIFT IDEAS WITH "TODAY'S ELECTRONIC CLUTTER | DEBI DENNY FLORIANI BASIC START UP | REVA FLOOD HOW TO MAKE MONEY WITH EMBROIDERY |
| Classroom 2 | CONNIE SPURLOCK YOU CAN DO IT EASIER AND BETTER | SUE PURDY NO TIME, NO TALENT! | CONNIE SPURLOCK ONE OF A KIND JACKET | ROCHELLE SAVAGE EZ MESH TOTES | MIDWAY WOOL / JEN ANDERSON LEARN BASIC WOOL |

FREE EXHIBITOR SEMINAR DESCRIPTIONS Cont.

will show you all of the “do’s” and especially the “don’ts” to inspire you to make a few fabulous gifts for others or for yourself.

Classroom #2, 1:00 pm

PANEL IMPROV

Linda Kruusi Mason (booth #909)
Fabric panels, we all buy them, but then what? Linda will share her design tips and tricks to make quilts, bags and a variety of other projects that work

with panels. All skill levels welcome.

Classroom #1, 12:00 noon

YOU CAN DO IT EASIER AND BETTER!

Connie Spurlock (booth #121)
Ever wish there was an easier / better / faster way to get through some of your sewing projects? There is!! Would you like to turn 2 pieces of fabric rights sides out and have the opening be a perfectly straight

edge? Want to learn the easiest way to bind a quilt with no measuring and no tools? Even a beginner can do it! Easily gather 100” ruffle in a minute? Come and learn some pattern designer tips that will quicken and improve your project results.

Classroom #2, 11:00 am

EXHIBITOR MAKE & TAKE WORKSHOPS:

Sign up at the exhibitor booth for each workshop

ASSORTED FLAVORS TEA TOWEL

Sew Wonderful Dreams

Come make a tea towel with the most adorable chick.

Choose between designer fabrics and pair it with the tea towel of your choice.

Learn applique and make someone special a gift at the same time.

Booth #123, \$5.00

CHALK COUTURE / DIY PROJECT

Chalk Couture

Join us and experience our re-usable silk screen transfers and Chalkology paste to create a small project in

minutes. Chalk Couture can have you creating your own cute project like a pro and we will show you how.

Booth #210, \$10.00

STYLISH PIN CUSHION

Kruusn Quilt Designs

Join us to make a stylish pin cushion. Choose a charming ceramic pot and coordinating fabric to make your needle sharpening pin cushion. This project is a wonderful gift.

Booth #912, \$5.00

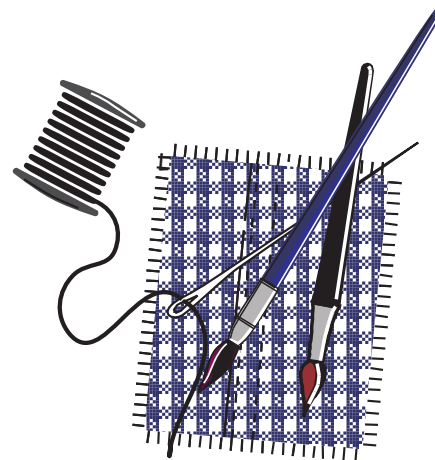
UNIQUE COASTER

Sue's Sparklers

In approx. 2 minutes you will use a laser-cut applique to make a coaster.

Permanent bond and very usable. No time, no talent!

Booth #800, \$3.00



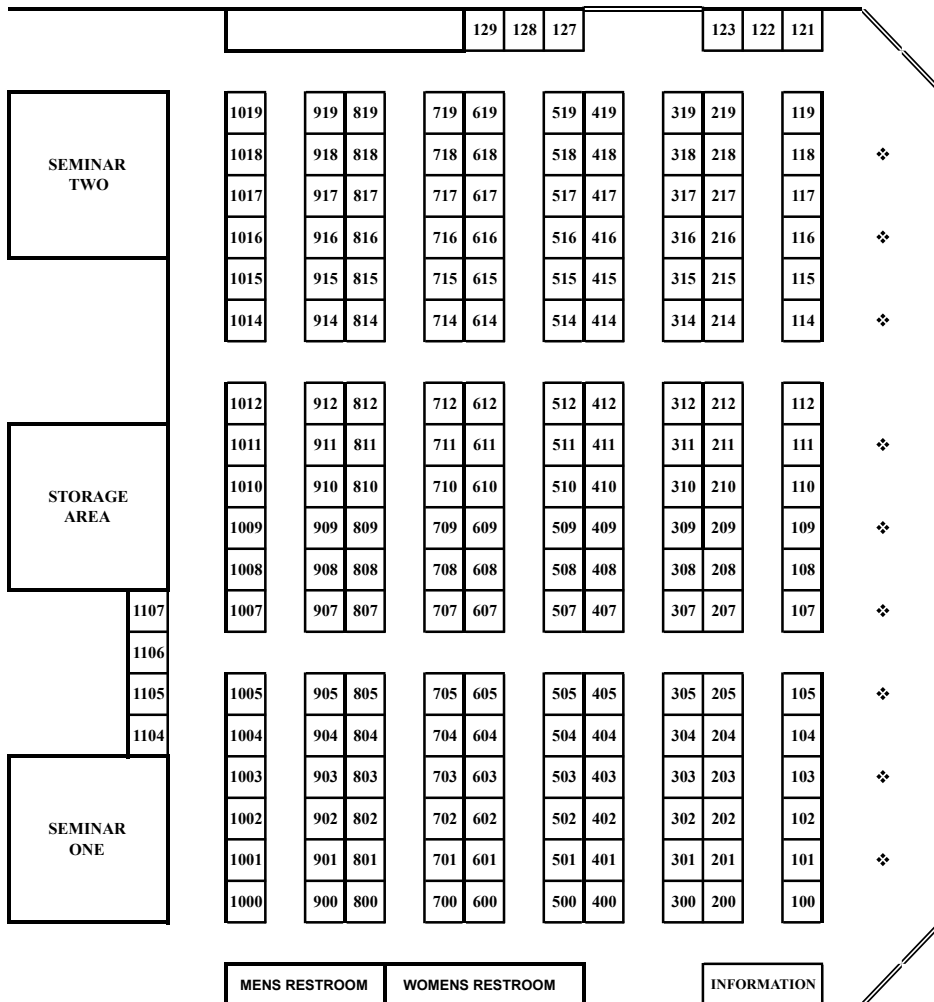
PUYALLUP QUILT CRAFT & SEWING FESTIVAL

NOVEMBER 16-18, 2023

EXHIBITORS:

PUYALLUP EXHIBITORS (2023).....BOOTHS

| | |
|-------------------------------------|-------------------|
| A CHARMING AFFAIR..... | 518-519 |
| A+ QUILT & SEW..... | 904-905 |
| AMANDA'S BUNDLES..... | 804-805 |
| AMERICAN SEWING GUILD..... | 315 |
| BEE UNIQUE DESIGNS..... | 111-112 |
| BELLA ROSE QUILTS..... | 817-819 |
| BIG MAT ROTARY CUTTING SURFACE..... | 211-212 |
| BLOCK PARTY QUILT COMPANY..... | 704-705 |
| BLOCK PARTY STUDIOS..... | 1011-1012 |
| BO-NASH..... | 1004-1005 |
| BOERSMA'S SEWING CENTER..... | 502-505 |
| CARRIAGE COUNTRY QUILTS..... | 607-612 |
| CHALK COUTURE..... | 209-210 |
| CITY VACUUM & SEWING..... | 414-415 & 514-515 |
| CLARK COUNTY QUILTERS..... | 1104 |
| COPPER MOUNTAIN QUILTING..... | 507-509 |
| COUNTED QUILTS..... | 604 |
| COVINGTON QUILT GUILD..... | 917 |
| CRAZY QUILTERS OF FEDERAL WAY..... | 1018 |
| CUTCO CUTLERY..... | 1014 |
| CUTTERPILLAR..... | 712 |
| ECLIPSE QUILTER..... | 900-901 |
| GLITZ & GLAMOUR..... | 500-501 |
| GLOBAL ARTISANS..... | 511-512 |
| GOOD VIBES QUILT SHOP..... | 409-410 |
| ISLAND QUILTER..... | 1105-1107 |
| JAPANESE ANTIQUES & TEXTILES..... | 710-711 |
| JULIE'S SEWING CORNER..... | 700-703 |
| JUST SEW VINTAGE..... | 907-908 |
| KAI SCISSORS..... | 918-919 |
| KITSAP QUILTERS..... | 816 |
| KNOTTY STITCHES..... | 717-718 |
| KRUUSN QUILT DESIGNS..... | 909-912 |
| LALA & MER..... | 1015-1017 |
| MAENDELEO..... | 1007-1008 |
| MARTELLI ENTERPRISES..... | 411-412 |
| MIDWAY WOOL..... | 1000-1003 |
| MY MESSAGE PILLOW..... | 814-815 |
| MY QUILTING LOFT..... | 914-916 |
| PRECUTS QUILT SHOP..... | 618-619 |
| PURSE MAKING SUPPLY..... | 127-129 |



| | | | |
|--|-----------|--|---------|
| PUYALLUP VALLEY QUILTERS..... | 1104 | SEWLITE LED LIGHTING..... | 314 |
| QUALITY SEWING..... | 100-108 | SHABBY ROSE QUILTING..... | 810-812 |
| QUALITY SEWING..... | 200-208 | STARLIT QUILTS..... | 109-110 |
| QUALITY SEWING..... | 300-308 | STITCHES IN TIME ANTIQUES..... | 616-617 |
| QUALITY SEWING..... | 400-408 | SUE'S SPARKLERS, STENCILS & LASERCUTS..... | 800-802 |
| QUEEN OF STITCHING..... | 1009-1010 | | 800-802 |
| QUILTS IN THE ATTIC..... | 316-319 | TAILOR MADE TABLES..... | 605 |
| QUILTS OF VALOR..... | 1019 | THE QUILT HOUSE..... | 416-419 |
| ROCHELLE'S FINE FABRICS..... | 600-603 | THE SOJOURN COLLECTION..... | 707-709 |
| SASSAFRAS LANE DESIGNS..... | 714-716 | THIMBLES FOR YOU..... | 510 |
| SEW RENEWABLE..... | 516-517 | TOUCH OF MINK..... | 719 |
| SEW VERY SMOOTH..... | 614-615 | TROUBLEMAKERS BAGS..... | 902-903 |
| SEW WONDERFUL DREAMS..... | 121-123 | WORKMAN FARMS..... | 309-312 |
| SEWING MACHINE SERVICE - BERNINA OF RENTON | 114-119 | YOUR BEST FRIENDS QUILT SHOP..... | 807-809 |
| SEWING MACHINE SERVICE - BERNINA OF RENTON | 214-219 | | |

Entrance

INTRODUCING

MOXIE™

BY HANDI QUILTER

Now every stitch can be yours—from pieced top to finished quilt. Find 15 inches of free-motion freedom with the new HQ Moxie longarm quilting machine.



OWN. EVERY. STITCH. Learn more at HandiQuilter.com/Moxie ▶▶

Sew in Love

WITH THE PERFECT PAIR



brother
at your side

1-800-4-A-BROTHER

[f](#) [t](#) [v](#) [i](#) [p](#) /brothersews

©2020 Brother International Corporation. ©Disney.

A Quilter's Dream:
CONTINENTAL M7




Premium M7 Package

KIMBERLY EINMO QUILTING RULERS, BLOCK OF THE MONTH, SOLID-ISH JELLY ROLL, PLUS THE EXCLUSIVE CONTINENTAL M7 ROLLER CASE

Contact your local Janome Dealer to learn about this amazing package and other unbeatable specials!

janome.com

JANOME



The Continental M7 is a quilter's dream. It bridges the gap between a domestic sewing machine and a longarm. This one machine does it all for me.

—Kimberly Einmo
Janome National Spokesperson

2020
WORLD'S
TOP OF THE LINE
Quilting
MODEL

Visit Janome.com/Continental-M7 to learn more.