

**Sew Creative & Colorful!  
Lots of New & Exciting Exhibitors!**

# Tucson Quilt, Craft & Sewing Festival

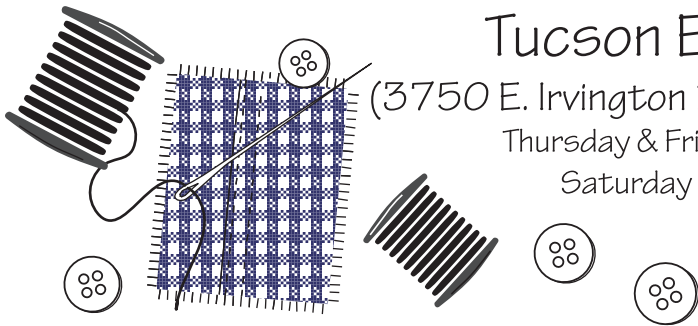
November 9-11, 2023

Tucson Expo Center

(3750 E. Irvington Road / I-10 / Exit 264)

Thursday & Friday (10 am - 5 pm)

Saturday (10 am - 4 pm)



## PLATINUM SPONSORS

**brother**  
at your side

**JANOME**  
WHAT'S NEXT

**Handi  
Quilter®**  
Designed by a Quilter, for Quilters.®

### WELCOME:

The Rusty Barn Promotion Group, Inc. welcomes you to the fourteenth annual Tucson Quilt, Craft & Sewing Festival at the Tucson Expo Center.

At our show you will find a wide variety of Sewing, Quilting, Needle-art and Craft supply exhibits from many quality local and national companies. In addition, you will have the opportunity to participate in one or more of the many "Make and Take" Workshops or FREE educational Seminars.

**Your ticket is good all three days of the show** — so please take your time and don't miss any of the exciting new products, techniques or educational ideas.

**Rusty Barn Promotion Group, Inc.**  
**Chris Butler and Eric Spillett**  
**800-71 (RUSTY)**

2022 South 2100 East, Suite 201  
Salt Lake City, Utah 84108  
rustybarn1@aol.com

### SHOW RULES:

The following rules are established for everyone's comfort and safety. We hope these guidelines will help make this event as enjoyable as possible.

**PLEASE DO NOT TOUCH** - Please do not touch the displays. If you would like help with a display, please ask the exhibitor for assistance.

**CHILDREN** - Children **must** be supervised at all times by an adult. We do not recommend small children participate in the workshops.

**FOOD-DRINKS-SMOKING** - There will be no food or drinks permitted on the show floor, except in the concession areas. Smoking is **not** permitted anywhere in the building.

**VIDEOS-PHOTOGRAPHS-SKETCHING** - Photography, video taping, or sketching of the exhibitors' booths or merchandise is not permitted.

**FREE  
COPY**

# EXHIBITOR SEMINAR DESCRIPTIONS:

## CREATE ENCHANTING CUSTOM FABRIC WITH WASHABLE TSUKINEKO INK

Joyce Teng (booth #232)  
Have you ever wanted to transform a piece of dull, boring fabric into something original and luminous? Joyce's passion for fiber art has led her to discover innovative techniques for creating printed color images on fabric ranging from silk to cotton to polyester, and she is excited to share these techniques with you.

**Classroom #2, 12:00 noon**

## FLORIANI BASIC START UP

Ashley Dell (booth #506)  
Just starting your embroidery journey, returning to embroidery or just need a refresher. This class is for you! We will cover the basic stabilizers and tools you need. Learn about the why do we need to do that to get perfect embroidery?

**Classroom #1, 1:00 pm**

## LEARN BASIC WOOL

Midway Wool / Jen Anderson (booth #125)  
Come and enjoy a free "Make and Take" interactive class using wool. You will leave with a fun project and knowledge on how to get started on a wool project.

**Classroom #2, 2:00 pm**

## MACHINE QUILTING WITH RULERS

Gina Perkes (booth #405)  
Discover how to use rulers to easily finish your quilt tops using any machine type. Gina will share her techniques for success and designs for inspiration!

**Classroom #2, 1:00 pm**

## MIA SU KIMONO JACKET

Bobbie Bergquist (booth #415)  
How to make a beautiful Jacket with 5 basic pieces. 2 Fronts, 1 Back and 2 Sleeves, see 5 variations. Basic using single fabric, Amazing Poppies Panel, Strip Piecing fully lined,

Double Dragonfly stained-glass & Three Flamingo Jacket.

**Classroom #2, 11:00 am**

## MOVE INTO QUILTING W/ SIX BASIC SHAPES!

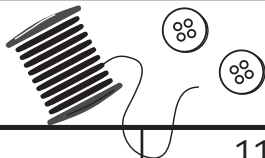
RaNae Merrill (booth #313)  
Did you know that six basic shapes are the building blocks of all quilting patterns? Learn them with my fun and easy "quilting yoga" movements that your body already knows and instantly get into the quilting groove! Then learn how to combine these six shapes to create any quilting design. Quilters of all levels can use this quilting technique for either a domestic or longarm machine.

**Classroom #1, 2:00 pm**

## NO TIME, NO TALENT!

Sue Purdy (booth #800)  
Sue will demonstrate how to spray paint and sponge paint (using shaving cream) and

continued



## FREE SEMINAR SCHEDULE: (Thursday, Friday and Saturday.)

	11:00 AM	12:00 Noon	1:00 PM	2:00 PM
Classroom 1	ASHLEY DELL QUILTERS SELECT	SUE PURDY NO TIME, NO TALENT!	ASHLEY DELL FLORIANI BASIC START UP	RANAE MERRILL MOVE INTO QUILTING W/ SIX BASIC SHAPES
Classroom 2	BOBBIE BERGQUIST MIA SU KIMONO JACKET	JOYCE TENG CREATE ENCHANTING CUSTOM FABRIC W/ WASHABLE TSUKINEKO INK	GINA PERKES MACHINE QUILTING WITH RULERS	MIDWAY WOOL / JEN ANDERSON LEARN BASIC WOOL

## EXHIBITOR SEMINAR DESCRIPTIONS, Continued:


then iron on a sparkly design for texture. She will also demo doing a laser-cut applique. All No Time, No Talent!

**Classroom #1, 12:00 noon**

### QUILTERS SELECT

*Ashley Dell (booth #506)*  
Rulers, Rotary Cutters and More. Quilting is so much more than a blanket for your bed! Come and learn fun and easy quilting techniques that you can use in your next project.

**Classroom #1, 11:00 am**



## EXHIBITOR MAKE & TAKE WORKSHOPS: *Sign up at the exhibitor booth for each workshop*

### CHALK COUTURE / DIY PROJECT

*Chalk Couture*

Join us and experience our re-usable silk screen transfers and Chalkology paste to create a small project in minutes. Chalk Couture can have you creating your own cute project like a pro and we will show you how.

**Booth #620, \$ 10.00**

### CREATE A FASHIONABLE LACE JEWELRY!

*TSC Designs*

Pick your choice of two TSC Design lace pieces that you will customize and decorate with fabric inks and glitter. One piece is for practice during the make and take workshop, and we'll give you another piece to take home and enjoy.

**Booth #232, \$ 5.00**

### DESIGNER RIBBON KEY FOB

*Patti Cakes Quilt Shop*

Choose your ribbon and make a key fob on our heavy duty cotton webbing. Sew cute gift!

**Booth #809, \$ 5.00**

### GNOMEN OR GNOMA, THE GNOME PINCUSHION

*A Couple of Old Broads*

Gnomes are trending and Gnomes or Gnoma will be the cutest pincushion on your sewing table. They are so quick and easy to make.

**Booth #720, \$ 8.00**

### STAINED GLASS QUILT

*Quilter's Treasure*

Do you love the look of Stained Glass? Are you intimidated by appliqué? Now you can learn a quick, easy and fun way to make stained glass quilts! You will be able to convert stained

glass patterns and apply this simple technique. You no longer have to use raw edge, registration marks, paper piecing, reverse appliqué, satin stitching, fusible web, etc. Your quilts will be soft, not stiff. You will learn how to piece, stitch and quilt at the same time reducing your stitching by 50%! This workshop is fun for everyone, and appropriate for all levels. Kit includes, top, marbled fabric, Leadline, full size pattern, instructions.

**Booth #415, \$ 7.00**

### UNIQUE COASTER

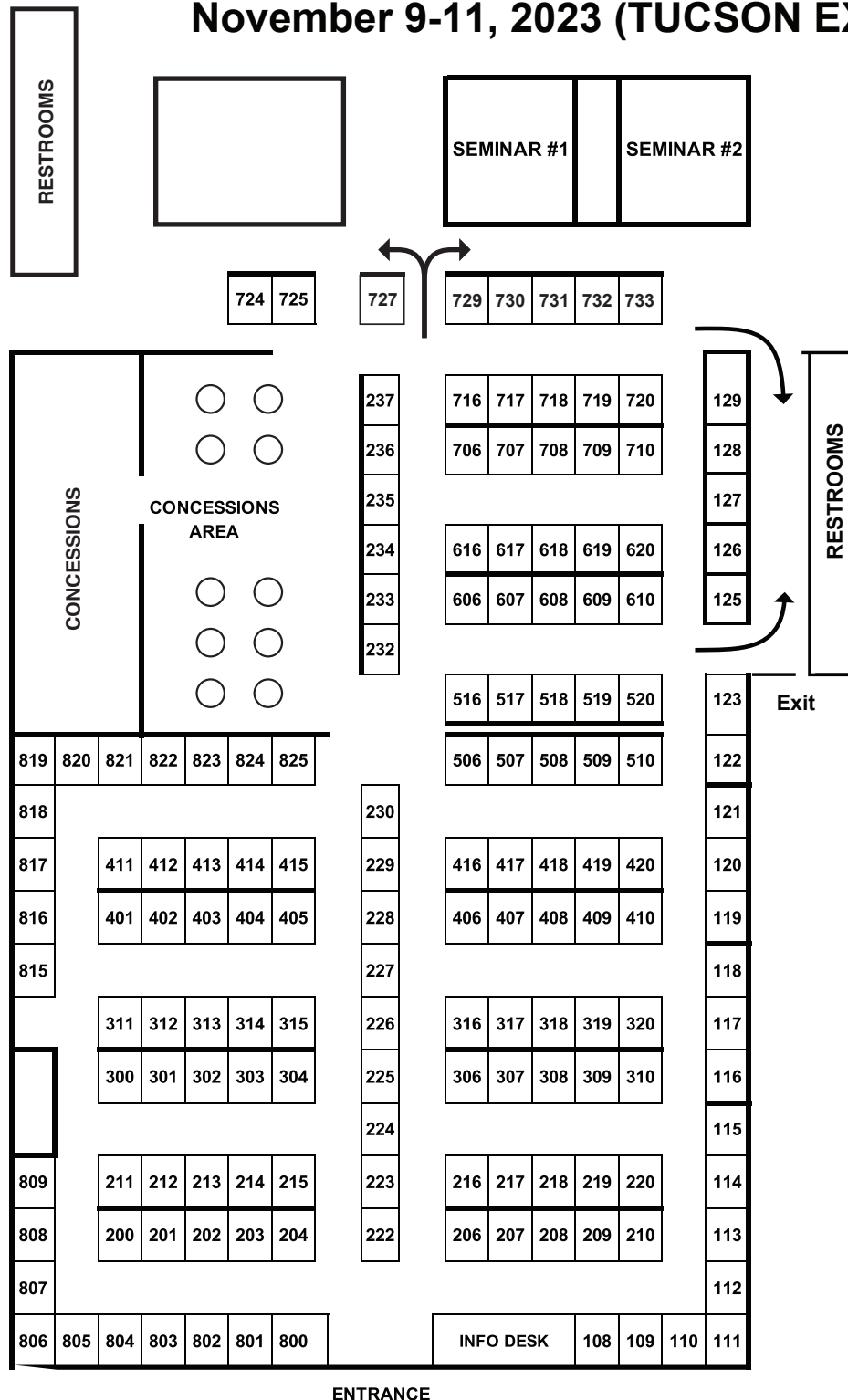
*Sue's Sparklers*

In approx. 2 minutes you will use a laser-cut applique to make a coaster. Permanent bond and very usable. No time, no talent!

**Booth #802, \$ 3.00**

# TUCSON QUILT, CRAFT & SEWING FESTIVAL

## November 9-11, 2023 (TUCSON EXPO CENTER)



CATHEY'S SEWING & VACUUM .....	119-120
CATHEY'S SEWING & VACUUM .....	206-210
CATHEY'S SEWING & VACUUM .....	216-220
CATHEY'S SEWING & VACUUM .....	306-310
CATHEY'S SEWING & VACUUM .....	316-320
CATHEY'S SEWING & VACUUM .....	406-410
CATHEY'S SEWING & VACUUM .....	416-420
CATHEY'S SEWING & VACUUM .....	506-510
CATHEY'S SEWING & VACUUM .....	222-230
CHALK COUTURE .....	619-620
COLOR STREET .....	733
CUTCO .....	727
CUTTERPILLAR .....	516
DONNA'S QUILT SHOP .....	822-823
DREAM BIG CREATIONS .....	517
ECLIPSE QUILTING .....	401-402
FABRIC CORNER STORE .....	213-215
FREE MOTION MASTERY IN A MONTH .....	313
G & P TRADING .....	234-235
GAMMILL .....	729-732
GLOBAL ARTISANS .....	609-610
HANCY CREATIONS .....	314-315
HUMMINGBIRD STITCHERS QUILT GUILD .....	824
JAPANESE ANTIQUES & TEXTILES .....	300-301
MAD B'S QUILT & SEW .....	606-608
MAENDELEO .....	236-237
MAGNIFICENT QUILTING COMPANY .....	302
MARTELLI ENTERPRISES .....	303-304
MIDWAY WOOL .....	125-128
MY MASSAGE PILLOW .....	114-115
NATURE'S PREMIUM SKIN CARE .....	706
NOTIONS YOU NEED .....	825
PATTI CAKES QUILT SHOP .....	807-809
PURSE MAKING SUPPLY .....	815-817
QUILT FOR A CAUSE .....	121
QUILT PASSIONS .....	818-821
QUILTERS TREASURE .....	413-415
SEW RENEWABLE .....	716-717
SEW VERY SMOOTH .....	129
SHABBY ROSE QUILTING & SEWING COTTAGE .....	616-618
SNAPDRAGON QUILTING .....	411-412
SPECIALTY HEMSTITCHING .....	122-123
SUE'S SPARKLERS .....	800-802
SWEET PZ DEZIGNS .....	803-805
THE COPPER NEEDLE .....	403-405
THREAD BEAR .....	211-212
TSC DESIGNS .....	232-233
TUCSON QUILTERS GUILD .....	518
UNIQUE FASHIONS .....	724-725
WORKMAN FARMS .....	200-204

TUCSON EXHIBITORS (2023).....	BOOTHS	BIG MAT ROTARY CUTTING SURFACE .....	519-520
2 BUSY BEEZ .....	116-118	CACTUS QUILT SHOP .....	311-312
35TH AVENUE SEW & VAC .....	708-710	CARRIAGE COUNTRY QUILTS .....	108-113
A COUPLE OF OLD BROADS .....	718-720	CASAS ADOBES AMERICAN LEGION .....	707

**Attention! Attention!** The Management Staff is not responsible for business dealings or representations made by the exhibitors or customers. Those using or observing display equipment & tools, designed for use by people properly trained for safe operation, agree to do so at their own risk.

**Please remember that the following are prohibited:** Sketching, videotaping, or photography of exhibitor's booths and/or merchandise. There may be exceptions made for the press or staff personnel with express authorization by the management.



INTRODUCING

# MOXIE™

BY HANDI QUILTER

Now every stitch can be yours—from pieced top to finished quilt. Find 15 inches of free-motion freedom with the new HQ Moxie longarm quilting machine.



**OWN. EVERY. STITCH.** Learn more at [HandiQuilter.com/Moxie](http://HandiQuilter.com/Moxie) ▶▶

# Sew in Love

WITH THE PERFECT PAIR



**brother**  
at your side

1-800-4-A-BROTHER

[f](#) [t](#) [v](#) [i](#) [p](#) /brothersews

©2020 Brother International Corporation. ©Disney.

A Quilter's Dream:  
**CONTINENTAL M7**



**Premium M7 Package**

KIMBERLY EINMO QUILTING RULERS, BLOCK OF THE MONTH, SOLID-ISH JELLY ROLL, PLUS THE EXCLUSIVE CONTINENTAL M7 ROLLER CASE

*Contact your local Janome Dealer to learn about this amazing package and other unbeatable specials!*

 janome.com

**JANOME**



*The Continental M7 is a quilter's dream. It bridges the gap between a domestic sewing machine and a longarm. This one machine does it all for me.*

—Kimberly Einmo  
Janome National Spokesperson

**2020**  
WORLD'S  
TOP OF THE LINE  
*Quilting*  
MODEL

Visit [Janome.com/Continental-M7](http://Janome.com/Continental-M7) to learn more.