

**Sew Creative & Colorful!
Lots of New & Exciting Exhibitors!**

Portland Quilt, Craft & Sewing Festival


April 11, 12 & 13, 2024

at the Portland Expo Center

(2060 N. Marine Drive / Hall E2)

Thursday & Friday (10 am - 5 pm)

Saturday (10 am - 4 pm)



WELCOME AND MORNING GIVE AWAY PRESENTED BY MONTAVILLA SEWING CENTERS!!

There will be a welcome session each morning during the first hour of the show, hosted by Athena and Sue.

We will be giving away over \$3,500.00 in prizes throughout the show, a sewing chair from Arrow Cabinets, prizes from Kimberbell, several sewing machines and a sewing table, etc!!

WELCOME:

The Rusty Barn Promotion Group, Inc. welcomes you to the Quilt, Craft and Sewing Festival at the Portland Expo Center.

At our show you will find a wide variety of Sewing, Quilting, Needle-art and Craft supply exhibits from many quality local and national companies. In addition, you will have the opportunity to participate in one or more of the many "Make and Take" Workshops or FREE educational Seminars.

Your ticket is good all three days of the show—so please take your time and don't miss any of the exciting new products, techniques or educational ideas.

Rusty Barn Promotion Group, Inc.
Chris Butler & Eric Spillett
2022 South 2100 East, Suite 201
Salt Lake City, Utah 84108
rustybarn1@aol.com

SHOW RULES:

The following rules are established for everyone's comfort and safety. We hope these guidelines will help make this event as enjoyable as possible.

PLEASE DO NOT TOUCH - Please do not touch the displays. If you would like help with a display, please ask the exhibitor for assistance.

CHILDREN - Children **must** be supervised at all times by an adult. We do not recommend small children participate in the workshops.

FOOD-DRINKS-SMOKING - There will be no food or drinks permitted on the show floor, except in the concession areas. Smoking is **not** permitted anywhere in the building.

VIDEOS-PHOTOGRAPHS-SKETCHING - Photography, video taping, or sketching of the exhibitors' booths or merchandise is not permitted.

**FREE
COPY**

FREE EXHIBITOR SEMINAR DESCRIPTIONS

BASIC FOUNDATION PIECING WITH EZ PIECING

Deb Gansberger (booth #605)
Let us introduce you to our Leave-In Foundations. Even if you have tried paper piecing and weren't happy with the technique or the outcome, we will show you how easy our foundations are. They will give you that perfect block with perfect points. Take home a free block to give it a try. Sewing on the line and not having to worry about perfect cutting and perfect 1/4" seams make this a snap and sew EZ!
Classroom #1, 2:00 pm

EZ MESH TOTES

Rochelle Savage (booth #115)
Rochelle will share her quick and easy method of constructing a tote made from mesh and any novelty cotton print fabric. These totes are washable, lightweight, affordable, useful and adorable.
Classroom #2, 2:00 pm

NO TIME, NO TALENT!

Sue Purdy (booth #212)
Sue will demonstrate how to spray paint and sponge paint (using shaving cream) and then iron on a sparkly design for texture. She will also demo doing a laser-cut applique. All No Time, No Talent!
Classroom #1, 1:00 pm

ONE OF A KIND JACKET!

Connie Spurlock (booth #414)
Make your own one-of-a-kind jacket creation using a sweatshirt. Use whole cloth, unfinished projects, batik wedges, scraps, yarns, braids and iron-on crystals to make a stunning decorator jacket. We will show you all of the "do's" and especially the "don'ts" to inspire you to make a few fabulous gifts for others or for yourself.
Classroom #2, 1:00 pm

PERFECT CUTS WITH ACCUQUILT

Tayva Singer (booth #805)


Make perfect cuts while cutting up to six layers of fabric with an AccuQuilt cutting system. Better cuts make for better piecing with no technology to learn or remember. Our pressure cutting system saves time and money so you can sew more!
Classroom #1, 12:00 noon

TREASURES DOWN UNDER

Nancy Shipley Cerna (booth #614)
Aboriginal art work is popular throughout the world and the oldest living ancient patterns. This tradition dates back over 50,000 years as revealed by carbon dating of rock and cave paintings in the caves of Central Australia. Amazingly, Aboriginal artists have little or no formal art training other than what they learn from their families. Aboriginal fabrics reveal stories, symbols and may be used individually or in concert with other fabrics to create quilts, clothing and

Continued

FREE SEMINAR SCHEDULE: (Thursday, Friday and Saturday)



	11:00 AM	NOON	1:00 PM	2:00 PM
Classroom 1	NANCY SHIPLEY CERNA TREASURES DOWN UNDER	TAYVA SINGER PERFECT CUTS WITH ACCUQUILT	SUE PURDY NO TIME, NO TALENT!	DEB GANSBERGER BASIC FOUNDATION PIECING WITH EZ PIECING
Classroom 2	CONNIE SPURLOCK YOU CAN DO IT EASIER AND BETTER!	NO SEMINAR SCHEDULED	CONNIE SPURLOCK ONE OF A KIND JACKET!	ROCHELLE SAVAGE EZ MESH TOTES

FREE SEMINARS continued

accessories, including animal portrayals. See how your creativity can bring these unique projects to life for yourself, family and friends.
Classroom #1, 11:00 am

YOU CAN DO IT EASIER AND BETTER!

Connie Spurlock (booth #414)

Ever wish there was an easier / better / faster way to get through some of your sewing projects? There is!! Would you like to turn 2 pieces of fabric rights sides out and have the opening be a perfectly straight edge? Want to learn the easiest way to bind a quilt with no measuring and no

tools? Even a beginner can do it! Easily gather 100" ruffle in a minute? Come and learn some pattern designer tips that will quicken and improve your project results.
Classroom #2, 11:00 am

PLATINUM SPONSORS

brother
at your side

JANOME
Reliability by Design



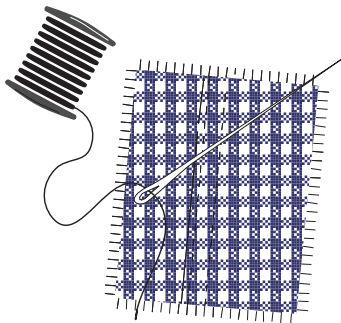
**Handi
Quilter**

EXHIBITOR MAKE & TAKE WORKSHOPS:

Sign up at the exhibitor booth for each workshop

ASSORTED FLAVORS TEA TOWEL

Sew Wonderful Dreams
Come make a tea towel with the most adorable chick. Choose between designer fabrics and pair it with the tea towel of



your choice. Learn applique and make someone special a gift at the same time.
Booth #414, \$5.00

UNIQUE COASTER

Sue's Sparklers
In approx. 2 minutes you will use a laser-cut applique to make a coaster. Permanent bond and very usable. No time, no talent!
Booth #212, \$3.00

Arrow Hydraulic Sewing Craft Chair

(Illustration only)





Quilting Precision is now for Everyone

Introducing the first stitch regulator from Janome – our new A.S.R.™ (Accurate Stitch Regulator) system. Achieve Hi-Definition Quilting results on any color or texture fabric. This exclusive stitch regulation system kit comes standard with our Continental M17 and the Continental M8 Professional models, and is an optional accessory for the Horizon Memory Craft 9480QCP.

Now Available for 3 models!



CONTINENTAL M8
PROFESSIONAL



CONTINENTAL M17

HORIZON MEMORY CRAFT
9480QC PROFESSIONAL



JANOME



www.janome.com



© 2024 Janome

www.janome.com/accessories/sewing-machine-feet/a.s.r.-accurate-stitch-regulator-kit/

INTRODUCING

MOXIE™

BY HANDI QUILTER

Now every stitch can be yours—from pieced top to finished quilt. Find 15 inches of free-motion freedom with the new HQ Moxie longarm quilting machine.



OWN. EVERY. STITCH. Learn more at HandiQuilter.com/Moxie ▶▶

Sew in Love

WITH THE PERFECT PAIR



brother
at your side

1-800-4-A-BROTHER

[f](#) [t](#) [v](#) [i](#) [p](#) /brothersews

©2020 Brother International Corporation. ©Disney.